

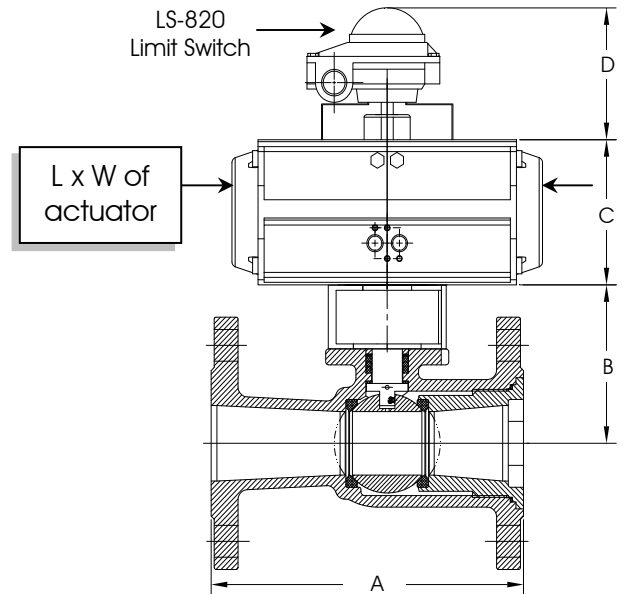
AUTOMATED VALVE PACKAGE DIMENSIONS - SERIES 41 Rev3

Use this document to develop envelope dimensions for automated valve assemblies.
Dimensions are MAX to allow for tolerances and slight variations that may be necessary for actuator mounting or sizing.
All dimensions are in inches.

41R3 Ball Valve Series

SIZE	A	B*
1-1/2"	6.5	2.8
2"	7.0	3.9
3"	8.0	5.8
4"	9.0	6.6

*B Mounting Kit height may vary slightly based on actuator sizing.
Dimension "B" is Max.



aero² Actuator Dimensions (in)

MODEL	L (Length)	W (Width)	C
A2-010	4.8	2.6	3.2
A2-020	5.8	2.8	3.6
A2-035	6.6	3.3	4.2
A2-050	7.3	3.7	4.7
A2-075	8.0	4.0	5.0
A2-110	10.4	4.3	5.4
A2-160	10.6	4.8	6.0
A2-255	11.7	5.7	6.9
A2-400	15.4	6.0	7.5
A2-500	18.0	6.9	8.5
A2-550	20.8	8.2	9.9
A2-600	22.2	9.0	10.8
A2-650	23.8	10.2	12.2
A2-700	27.8	11.5	13.7

OPTIONS & ACCESSORIES

The following tables contain dimensions for possible top and side mounted accessories, represented by dimension "D" and "W" (=Width of actuator).

Limit Switch	D**	Rating
SVF		
LS-820	4.5	NEMA-4
Moniteur		
	8.1	NEMA-4
	8.1	NEMA-7
Westlock		
	8.1	NEMA-4
	8.1	NEMA-7

Positioner	D**
SVF	
V-700	4.2

Pilot Valve	Add to "W"
SVF	
Series PV	1.1

**D Dimension is Max.

For SVF Use: Package Components

Valve Size	Complete Valve Model Number	Actuator Model	Complete Actuator Model Number	Limit Switch? Y/N

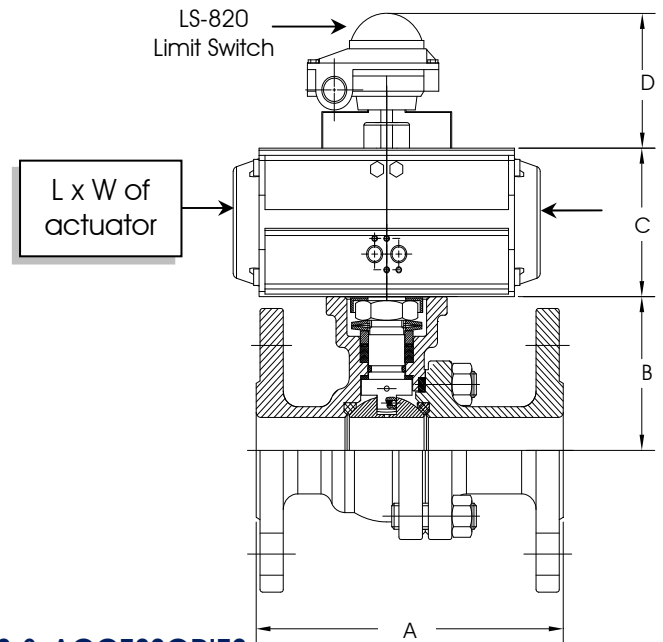
AUTOMATED VALVE PACKAGE DIMENSIONS - SERIES B41 Rev3

Use this document to develop envelope dimensions for automated valve assemblies.
Dimensions are MAX to allow for tolerances and slight variations that may be necessary for actuator mounting or sizing.
All dimensions are in inches.

B41R3 Ball Valve Series

SIZE	A	B*
1/2"	4.3	1.9
3/4"	4.6	2.1
1"	5.0	2.3
1-1/2"	6.5	3.0
2"	7.0	3.2
2-1/2"	7.5	4.1
3"	8.0	4.4
4"	9.0	5.5
6"	15.5	8.2
8"	18.0	9.8

*B Mounting Kit height may vary slightly based on actuator sizing.
Dimension "B" is Max.



aero² Actuator Dimensions (in)

MODEL	L (Length)	W (Width)	C
A2-010	4.8	2.6	3.2
A2-020	5.8	2.8	3.6
A2-035	6.6	3.3	4.2
A2-050	7.3	3.7	4.7
A2-075	8.0	4.0	5.0
A2-110	10.4	4.3	5.4
A2-160	10.6	4.8	6.0
A2-255	11.7	5.7	6.9
A2-400	15.4	6.0	7.5
A2-500	18.0	6.9	8.5
A2-550	20.8	8.2	9.9
A2-600	22.2	9.0	10.8
A2-650	23.8	10.2	12.2
A2-700	27.8	11.5	13.7

OPTIONS & ACCESSORIES

The following tables contain dimensions for possible top and side mounted accessories, represented by dimension "D" and "W"(=Width of actuator).

Limit Switch	D**	Rating
SVF		
LS-820	4.5	NEMA-4
Moniteur		
	8.1	NEMA-4
	8.1	NEMA-7
Westlock		
	8.1	NEMA-4
	8.1	NEMA-7

Positioner	D**
SVF	
V-700	4.2

Pilot Valve	Add to "W"
SVF	
Series PV	1.1

**D Dimension is Max.

For SVF Use: Package Components

Valve Size	Complete Valve Model Number	Actuator Model	Complete Actuator Model Number	Limit Switch? Y/N

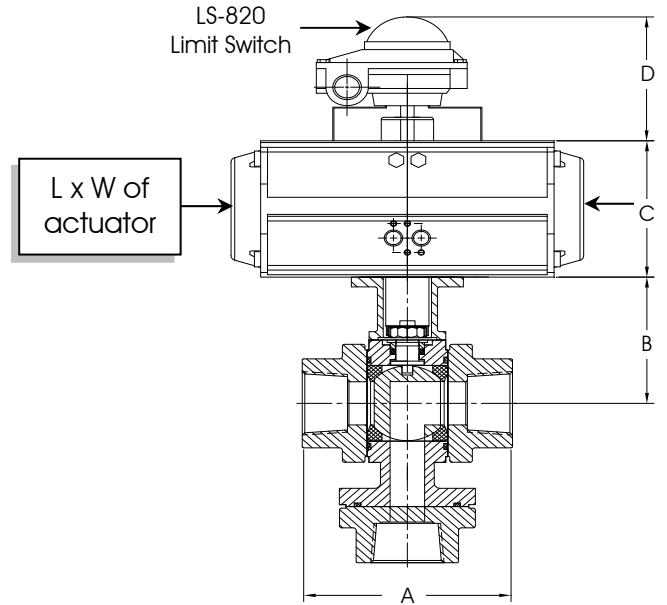
AUTOMATED VALVE PACKAGE DIMENSIONS - SERIES D8/T7

Use this document to develop envelope dimensions for automated valve assemblies.
Dimensions are MAX to allow for tolerances and slight variations that may be necessary for actuator mounting or sizing.
All dimensions are in inches.

D8/T7 Ball Valve Series

SIZE	A	B*
1/2"	2.8	2.5
3/4"	2.8	2.7
1"	3.7	2.9
1-1/2"	4.6	3.6
2"	5.0	3.7

*B Mounting Kit height may vary slightly based on actuator sizing.
Dimension "B" is max.



aero² Actuator Dimensions (in)

MODEL	L (Length)	W (Width)	C
A2-010	4.8	2.6	3.2
A2-020	5.8	2.8	3.6
A2-035	6.6	3.3	4.2
A2-050	7.3	3.7	4.7
A2-075	8.0	4.0	5.0
A2-110	10.4	4.3	5.4
A2-160	10.6	4.8	6.0
A2-255	11.7	5.7	6.9
A2-400	15.4	6.0	7.5
A2-500	18.0	6.9	8.5
A2-550	20.8	8.2	9.9
A2-600	22.2	9.0	10.8
A2-650	23.8	10.2	12.2
A2-700	27.8	11.5	13.7

Limit Switch	D**	Rating
SVF		
LS-820	4.5	NEMA-4
Moniteur		
	8.1	NEMA-4
	8.1	NEMA-7
Westlock		
	8.1	NEMA-4
	8.1	NEMA-7

Positioner	D**
SVF	
V-700	4.2

Pilot Valve	Add to "W"
SVF	
Series PV	1.1

**D Dimension is Max.

For SVF Use: Package Components

Valve Size	Complete Valve Model Number	Actuator Model	Complete Actuator Model Number	Limit Switch? Y/N

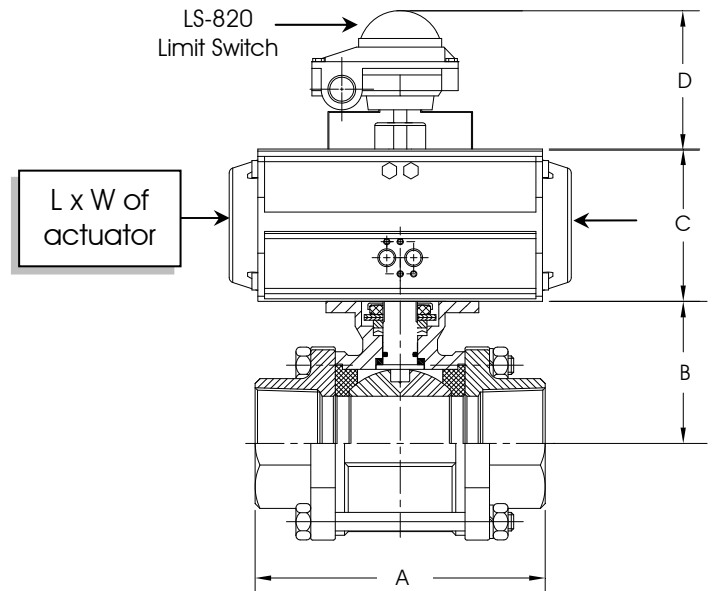
AUTOMATED VALVE PACKAGE DIMENSIONS - SERIES EZ9

Use this document to develop envelope dimensions for automated valve assemblies.
Dimensions are MAX to allow for tolerances and slight variations that may be necessary for actuator mounting or sizing.
All dimensions are in inches.

EZ9 Ball Valve Series

SIZE	A	B*
1/4"	2.5	1.4
3/8"	2.5	1.4
1/2"	2.5	1.5
3/4"	2.9	1.8
1"	3.2	2.1
1-1/4"	3.7	2.3
1-1/2"	4.3	2.9
2"	4.8	3.3

*B Mounting Kit height may vary slightly based on actuator sizing.
Dimension "B" is max.



aero² Actuator Dimensions (in)

MODEL	L (Length)	W (Width)	C
A2-010	4.8	2.6	3.2
A2-020	5.8	2.8	3.6
A2-035	6.6	3.3	4.2
A2-050	7.3	3.7	4.7
A2-075	8.0	4.0	5.0
A2-110	10.4	4.3	5.4
A2-160	10.6	4.8	6.0
A2-255	11.7	5.7	6.9
A2-400	15.4	6.0	7.5
A2-500	18.0	6.9	8.5
A2-550	20.8	8.2	9.9
A2-600	22.2	9.0	10.8
A2-650	23.8	10.2	12.2
A2-700	27.8	11.5	13.7

OPTIONS & ACCESSORIES

The following tables contain dimensions for possible top and side mounted accessories, represented by dimension "D" and "W" (=Width of actuator).

Limit Switch	D**	Rating
SVF		
LS-820	4.5	NEMA-4
Moniteur		
	8.1	NEMA-4
	8.1	NEMA-7
Westlock		
	8.1	NEMA-4
	8.1	NEMA-7

Positioner	D**
SVF	
V-700	4.2

Pilot Valve	Add to "W"
SVF	
Series PV	1.1

**D Dimension is Max.

For SVF Use: Package Components

Valve Size	Complete Valve Model Number	Actuator Model	Complete Actuator Model Number	Limit Switch? Y/N

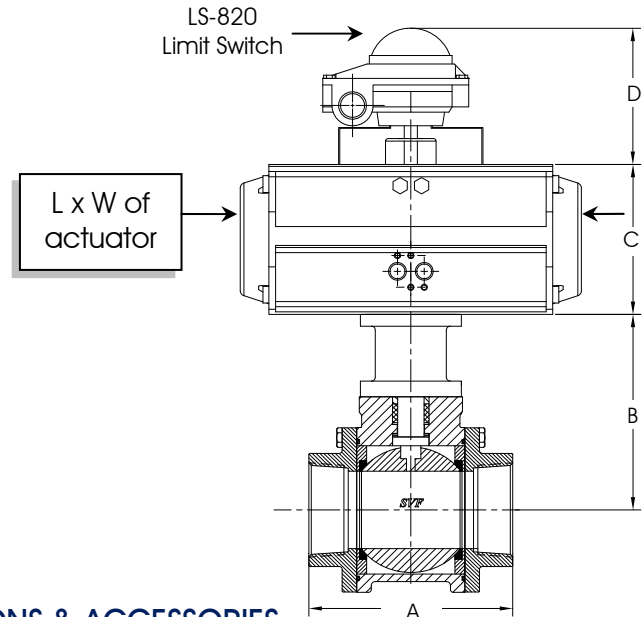
AUTOMATED VALVE PACKAGE DIMENSIONS - SERIES FS7

Use this document to develop envelope dimensions for automated valve assemblies.
Dimensions are MAX to allow for tolerances and slight variations that may be necessary for actuator mounting or sizing.
All dimensions are in inches.

FS7 Ball Valve Series

SIZE	A	B*
3"	8.0	7.1
4"	9.5	7.6

*B Mounting Kit height may vary slightly based on actuator sizing.
Dimension "B" is max.



aero² Actuator Dimensions (in)

MODEL	L (Length)	W (Width)	C
A2-010	4.8	2.6	3.2
A2-020	5.8	2.8	3.6
A2-035	6.6	3.3	4.2
A2-050	7.3	3.7	4.7
A2-075	8.0	4.0	5.0
A2-110	10.4	4.3	5.4
A2-160	10.6	4.8	6.0
A2-255	11.7	5.7	6.9
A2-400	15.4	6.0	7.5
A2-500	18.0	6.9	8.5
A2-550	20.8	8.2	9.9
A2-600	22.2	9.0	10.8
A2-650	23.8	10.2	12.2
A2-700	27.8	11.5	13.7

OPTIONS & ACCESSORIES

The following tables contain dimensions for possible top and side mounted accessories, represented by dimension "D" and "W" (=Width of actuator).

Limit Switch	D**	Rating
SVF		
LS-820	4.5	NEMA-4
Moniteur		
	8.1	NEMA-4
	8.1	NEMA-7
Westlock		
	8.1	NEMA-4
	8.1	NEMA-7

Positioner	D**
SVF	
V-700	4.2

Pilot Valve	Add to "W"
SVF	
Series PV	1.1

**D Dimension is Max.

For SVF Use: Package Components

Valve Size	Complete Valve Model Number	Actuator Model	Complete Actuator Model Number	Limit Switch? Y/N

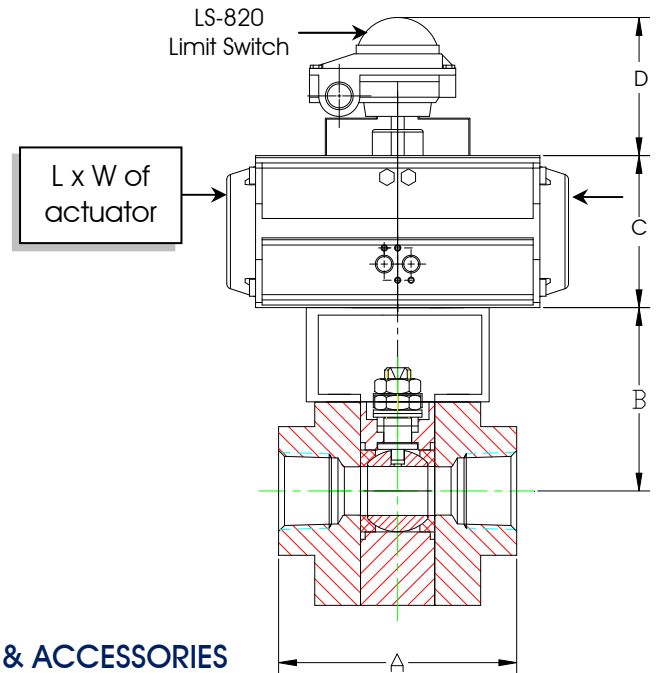
AUTOMATED VALVE PACKAGE DIMENSIONS - SERIES H7

Use this document to develop envelope dimensions for automated valve assemblies.
Dimensions are MAX to allow for tolerances and slight variations that may be necessary for actuator mounting or sizing.
All dimensions are in inches.

H7 Ball Valve Series

SIZE	B	B*
1/2"	2.76	2.6
3/4"	3.1	2.6
1"	3.9	2.9
1-1/4"	4.1	2.9
1-1/2"	5.0	3.9
2"	5.7	4.2

*B Mounting Kit height may vary slightly based on actuator sizing.
Dimension "B" is Max.



aero² Actuator Dimensions (in)

MODEL	L (Length)	W (Width)	C
A2-010	4.8	2.6	3.2
A2-020	5.8	2.8	3.6
A2-035	6.6	3.3	4.2
A2-050	7.3	3.7	4.7
A2-075	8.0	4.0	5.0
A2-110	10.4	4.3	5.4
A2-160	10.6	4.8	6.0
A2-255	11.7	5.7	6.9
A2-400	15.4	6.0	7.5
A2-500	18.0	6.9	8.5
A2-550	20.8	8.2	9.9
A2-600	22.2	9.0	10.8
A2-650	23.8	10.2	12.2
A2-700	27.8	11.5	13.7

OPTIONS & ACCESSORIES

The following tables contain dimensions for possible top and side mounted accessories, represented by dimension "D" and "W" (=Width of actuator).

Limit Switch	D**	Rating
SVF		
LS-820	4.5	NEMA-4
Moniteur		
	8.1	NEMA-4
	8.1	NEMA-7
Westlock		
	8.1	NEMA-4
	8.1	NEMA-7

Positioner	D**
SVF	
V-700	4.2

Pilot Valve	Add to "W"
SVF	
Series PV	1.1

**D Dimension is Max.

For SVF Use: Package Components

Valve Size	Complete Valve Model Number	Actuator Model	Complete Actuator Model Number	Limit Switch? Y/N

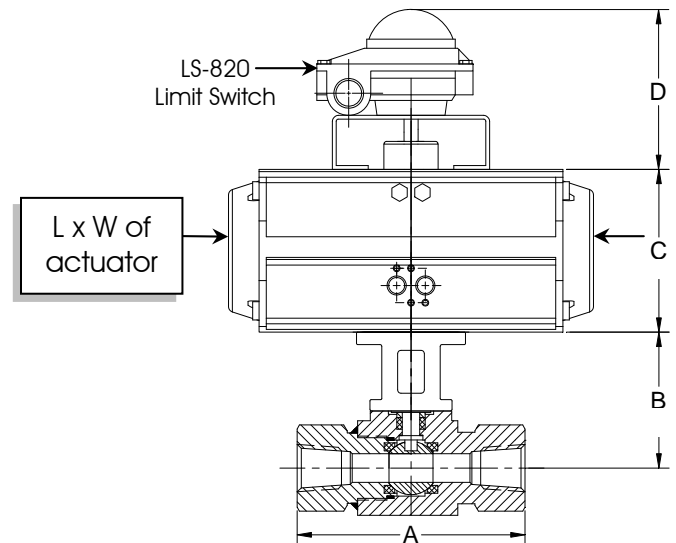
AUTOMATED VALVE PACKAGE DIMENSIONS - SERIES HBEV

Use this document to develop envelope dimensions for automated valve assemblies.
 Dimensions are MAX to allow for tolerances and slight variations that may be necessary for actuator mounting or sizing.
 All dimensions are in inches.

HBEV Ball Valve Series

SIZE	A	B*
1/4"	3.0	2.5
3/8"	3.0	2.5
1/2"	4.0	2.4
3/4"	4.3	2.7
1"	4.5	3.1
1-1/2"	5.3	4.2
2"	6.6	4.6

*B Mounting Kit height may vary slightly based on actuator sizing.
 Dimension "B" is Max.



aero² Actuator Dimensions (in)

MODEL	L (Length)	W (Width)	C
A2-010	4.8	2.6	3.2
A2-020	5.8	2.8	3.6
A2-035	6.6	3.3	4.2
A2-050	7.3	3.7	4.7
A2-075	8.0	4.0	5.0
A2-110	10.4	4.3	5.4
A2-160	10.6	4.8	6.0
A2-255	11.7	5.7	6.9
A2-400	15.4	6.0	7.5
A2-500	18.0	6.9	8.5
A2-550	20.8	8.2	9.9
A2-600	22.2	9.0	10.8
A2-650	23.8	10.2	12.2
A2-700	27.8	11.5	13.7

OPTIONS & ACCESSORIES

The following tables contain dimensions for possible top and side mounted accessories, represented by dimension "D" and "W"(=Width of actuator).

Limit Switch	D**	Rating
SVF		
LS-820	4.5	NEMA-4
Moniteur		
	8.1	NEMA-4
	8.1	NEMA-7
Westlock		
	8.1	NEMA-4
	8.1	NEMA-7

Positioner	D**
SVF	
V-700	4.2

Pilot Valve	Add to "W"
SVF	
Series PV	1.1

**D Dimension is Max.

For SVF Use: Package Components

Valve Size	Complete Valve Model Number	Actuator Model	Complete Actuator Model Number	Limit Switch? Y/N

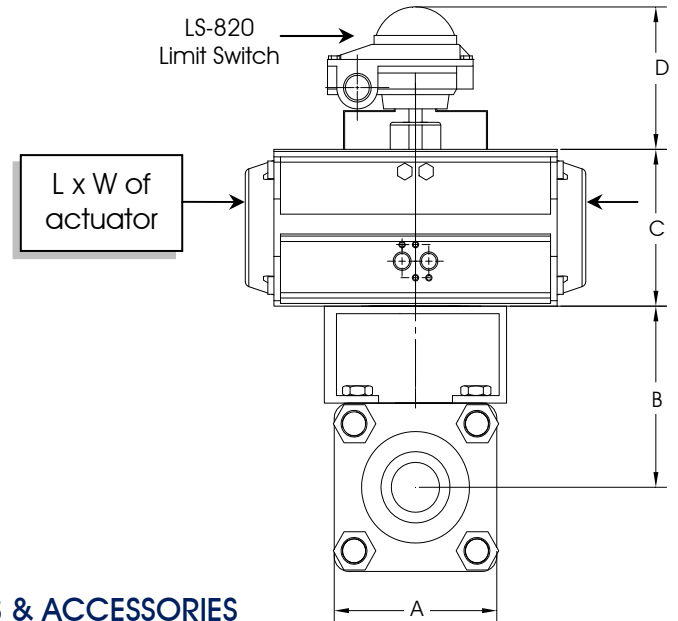
AUTOMATED VALVE PACKAGE DIMENSIONS - SERIES P4

Use this document to develop envelope dimensions for automated valve assemblies.
Dimensions are MAX to allow for tolerances and slight variations that may be necessary for actuator mounting or sizing.
All dimensions are in inches.

P4 Ball Valve Series

SIZE	A	B*
1/2"	3.1	2.4
3/4"	3.3	2.4
1"	4.3	2.8

*B Mounting Kit height may vary slightly based on actuator sizing.
Dimension "B" is Max.



aero² Actuator Dimensions (in)

MODEL	L (Length)	W (Width)	C
A2-010	4.8	2.6	3.2
A2-020	5.8	2.8	3.6
A2-035	6.6	3.3	4.2
A2-050	7.3	3.7	4.7
A2-075	8.0	4.0	5.0
A2-110	10.4	4.3	5.4
A2-160	10.6	4.8	6.0
A2-255	11.7	5.7	6.9
A2-400	15.4	6.0	7.5
A2-500	18.0	6.9	8.5
A2-550	20.8	8.2	9.9
A2-600	22.2	9.0	10.8
A2-650	23.8	10.2	12.2
A2-700	27.8	11.5	13.7

OPTIONS & ACCESSORIES

The following tables contain dimensions for possible top and side mounted accessories, represented by dimension "D" and "W" (=Width of actuator).

Limit Switch	D**	Rating
SVF		
LS-820	4.5	NEMA-4
Moniteur		
	8.1	NEMA-4
	8.1	NEMA-7
Westlock		
	8.1	NEMA-4
	8.1	NEMA-7

Positioner	D**
SVF	
V-700	4.2

Pilot Valve	Add to "W"
SVF	
Series PV	1.1

**D Dimension is Max.

For SVF Use: Package Components

Valve Size	Complete Valve Model Number	Actuator Model	Complete Actuator Model Number	Limit Switch? Y/N

AUTOMATED VALVE PACKAGE DIMENSIONS - SERIES R8

Use this document to develop envelope dimensions for automated valve assemblies.
Dimensions are MAX to allow for tolerances and slight variations that may be necessary for actuator mounting or sizing.
All dimensions are in inches.

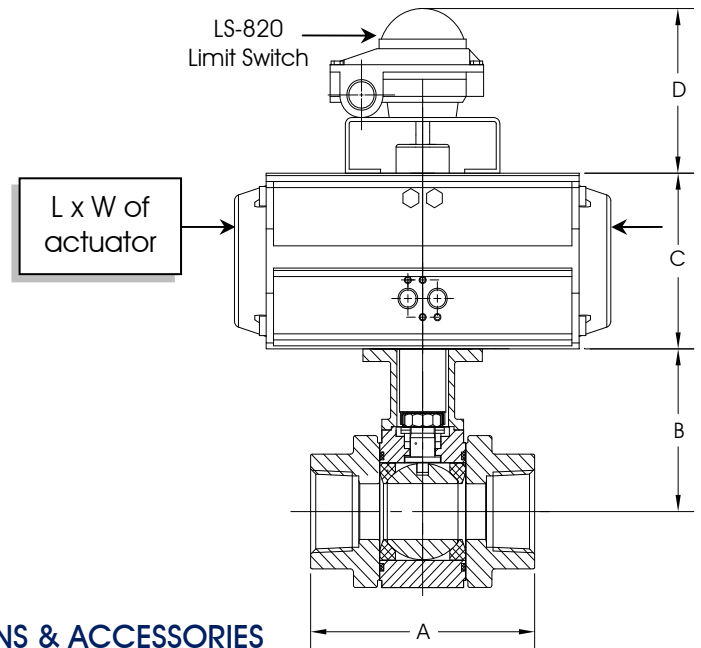
R8 Ball Valve Series

SIZE	A	B*
1/4"	2.6	2.5
3/8"	2.6	2.5
1/2"	2.6	2.5
3/4"	2.8	2.7
1"	3.7	2.9
1-1/4"	4.3	2.9
1-1/2"	4.6	3.6
2"	5.0	3.7
2-1/2"	6.0	4.0
3"	6.7	6.6

*B Mounting Kit height may vary slightly based on actuator sizing.
Dimension "B" is Max.

aero² Actuator Dimensions (in)

MODEL	L (Length)	W (Width)	C
A2-010	4.8	2.6	3.2
A2-020	5.8	2.8	3.6
A2-035	6.6	3.3	4.2
A2-050	7.3	3.7	4.7
A2-075	8.0	4.0	5.0
A2-110	10.4	4.3	5.4
A2-160	10.6	4.8	6.0
A2-255	11.7	5.7	6.9
A2-400	15.4	6.0	7.5
A2-500	18.0	6.9	8.5
A2-550	20.8	8.2	9.9
A2-600	22.2	9.0	10.8
A2-650	23.8	10.2	12.2
A2-700	27.8	11.5	13.7



OPTIONS & ACCESSORIES

The following tables contain dimensions for possible top and side mounted accessories, represented by dimension "D" and "W" (=Width of actuator).

Limit Switch	D**	Rating
SVF		
LS-820	4.00	NEMA-4
Moniteur		
	8.1	NEMA-4
	8.1	NEMA-7
Westlock		
	8.1	NEMA-4
	8.1	NEMA-7

Positioner	D**
SVF	
V-700	4.2

Pilot Valve	Add to "W"
SVF	
Series PV	1.1

**D Dimension is Max.

For SVF Use: Package Components

Valve Size	Complete Valve Model Number	Actuator Model	Complete Actuator Model Number	Limit Switch? Y/N

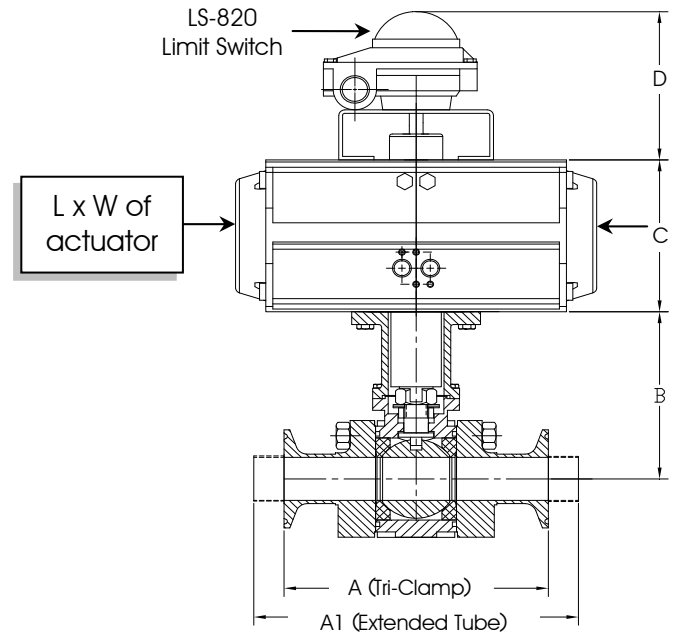
AUTOMATED VALVE PACKAGE DIMENSIONS - SERIES SB7

Use this document to develop envelope dimensions for automated valve assemblies.
Dimensions are MAX to allow for tolerances and slight variations that may be necessary for actuator mounting or sizing.
All dimensions are in inches.

SB7 Ball Valve Series

SIZE	A	A1	B*
1/4"	3.5	5.5	2.6
3/8"	3.5	5.5	2.6
1/2"	3.5	5.5	2.6
3/4"	4.0	6.0	2.6
1"	4.5	6.5	3.0
1-1/2"	5.5	7.5	3.9
2"	6.3	8.1	4.0
2-1/2"	6.7	-	5.5
3"	7.0	-	6.5
4"	8.5	-	7.0

*B Mounting Kit height may vary slightly based on actuator sizing.
Dimension "B" is Max.



aero² Actuator Dimensions (in)

MODEL	L (Length)	W (Width)	C
A2-010	4.8	2.6	3.2
A2-020	5.8	2.8	3.6
A2-035	6.6	3.3	4.2
A2-050	7.3	3.7	4.7
A2-075	8.0	4.0	5.0
A2-110	10.4	4.3	5.4
A2-160	10.6	4.8	6.0
A2-255	11.7	5.7	6.9
A2-400	15.4	6.0	7.5
A2-500	18.0	6.9	8.5
A2-550	20.8	8.2	9.9
A2-600	22.2	9.0	10.8
A2-650	23.8	10.2	12.2
A2-700	27.8	11.5	13.7

OPTIONS & ACCESSORIES

The following tables contain dimensions for possible top and side mounted accessories, represented by dimension "D" and "W" (=Width of actuator).

Limit Switch	D**	Rating
SVF		
LS-820	4.5	NEMA-4
Moniteur		
	8.1	NEMA-4
	8.1	NEMA-7
Westlock		
	8.1	NEMA-4
	8.1	NEMA-7

Positioner	D**
SVF	
V-700	4.2

Pilot Valve	Add to "W"
SVF	
Series PV	1.51

**D Dimension is Max.

For SVF Use: Package Components

Valve Size	Complete Valve Model Number	Actuator Model	Complete Actuator Model Number	Limit Switch? Y/N

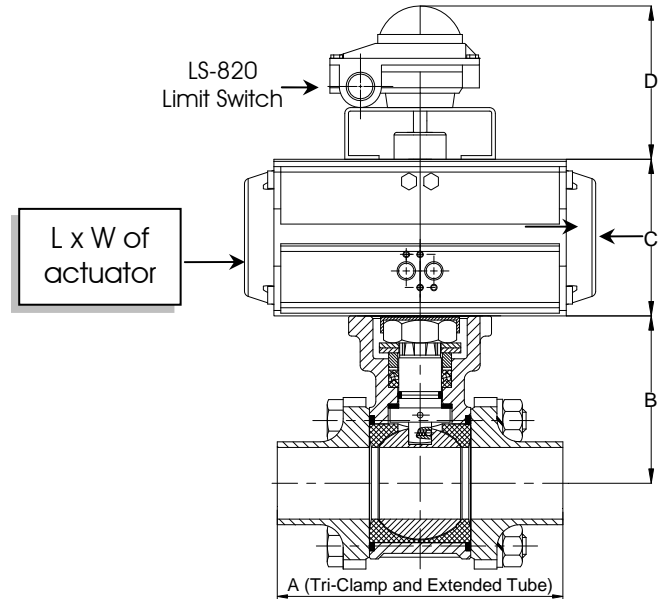
AV-SBC9/SB9

AUTOMATED VALVE PACKAGE DIMENSIONS - SERIES SBC9/SB9

Use this document to develop envelope dimensions for automated valve assemblies.
 Dimensions are MAX to allow for tolerances and slight variations that may be necessary for actuator mounting or sizing.
 All dimensions are in inches.

SBC9/SB9 Ball Valve Series

SIZE	A	B
1/2"	3.54	1.65
3/4"	3.54	1.93
1"	3.94	2.28
1-1/2"	4.92	2.80
2"	5.91	3.07
2-1/2"	7.48	3.94
3"	8.66	4.29
4"	10.63	5.51



aero² Actuator Dimensions (in)

MODEL	L (Length)	W (Width)	C
A2-010	4.8	2.6	3.2
A2-020	5.8	2.8	3.6
A2-035	6.6	3.3	4.2
A2-050	7.3	3.7	4.7
A2-075	8.0	4.0	5.0
A2-110	10.4	4.3	5.4
A2-160	10.6	4.8	6.0
A2-255	11.7	5.7	6.9
A2-400	15.4	6.0	7.5
A2-500	18.0	6.9	8.5
A2-550	20.8	8.2	9.9
A2-600	22.2	9.0	10.8
A2-650	23.8	10.2	12.2
A2-700	27.8	11.5	13.7

OPTIONS & ACCESSORIES

The following tables contain dimensions for possible top and side mounted accessories, represented by dimension "D" and "W" (=Width of actuator).

Limit Switch	D**	Rating
SVF		
LS-820	4.5	NEMA-4
Moniteur		
	8.1	NEMA-4
	8.1	NEMA-7
Westlock		
	8.1	NEMA-4
	8.1	NEMA-7

Positioner	D**
SVF	
V-700	4.2

Pilot Valve	Add to "W"
SVF	
Series PV	1.51

**D Dimension is Max.

For SVF Use: Package Components

Valve Size	Complete Valve Model Number	Actuator Model	Complete Actuator Model Number	Limit Switch? Y/N



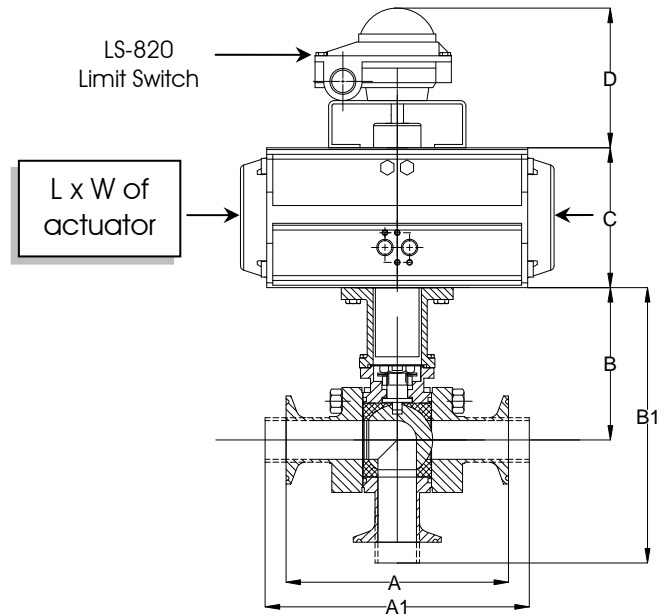
AUTOMATED VALVE PACKAGE DIMENSIONS - SERIES TSB7

Use this document to develop envelope dimensions for automated valve assemblies.
Dimensions are MAX to allow for tolerances and slight variations that may be necessary for actuator mounting or sizing.
All dimensions are in inches.

TSB7 Ball Valve Series

SIZE	A	A1	B*	B1
1/2"	3.5	5.5	2.6	5.56
3/4"	4.0	6.0	2.6	5.65
1"	4.5	6.5	3.0	6.23
1-1/2"	5.5	7.5	3.9	7.48
2"	6.3	8.1	4.0	7.74
2-1/2"	6.7	9.5	5.5	10.0
3"	7.0	10.5	6.5	12.3
4"	8.5	12.5	7.0	14.0

*B Mounting Kit height may vary slightly based on actuator sizing.
Dimension "B" is Max.



aero² Actuator Dimensions (in)

MODEL	L (Length)	W (Width)	C
A2-010	4.8	2.6	3.2
A2-020	5.8	2.8	3.6
A2-035	6.6	3.3	4.2
A2-050	7.3	3.7	4.7
A2-075	8.0	4.0	5.0
A2-110	10.4	4.3	5.4
A2-160	10.6	4.8	6.0
A2-255	11.7	5.7	6.9
A2-400	15.4	6.0	7.5
A2-500	18.0	6.9	8.5
A2-550	20.8	8.2	9.9
A2-600	22.2	9.0	10.8
A2-650	23.8	10.2	12.2
A2-700	27.8	11.5	13.7

OPTIONS & ACCESSORIES

The following tables contain dimensions for possible top and side mounted accessories, represented by dimension "D" and "W" (=Width of actuator).

Limit Switch	D**	Rating
SVF		
LS-820	4.5	NEMA-4
Moniteur		
	8.1	NEMA-4
	8.1	NEMA-7
Westlock		
	8.1	NEMA-4
	8.1	NEMA-7

Positioner	D**
SVF	
V-700	4.2

Pilot Valve	Add to "W"
SVF	
Series PV	1.1

**D Dimension is Max.

For SVF Use: Package Components

Valve Size	Complete Valve Model Number	Actuator Model	Complete Actuator Model Number	Limit Switch? Y/N



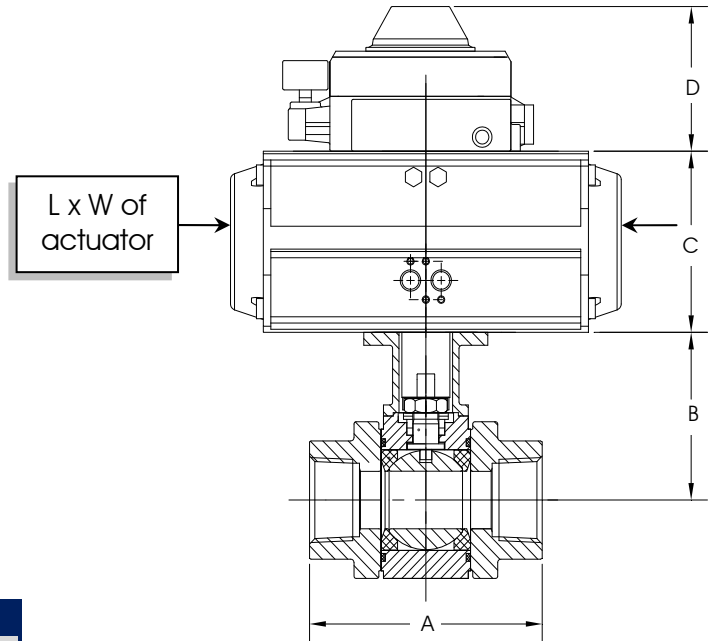
AUTOMATED VALVE PACKAGE DIMENSIONS - SERIES V8

Use this document to develop envelope dimensions for automated valve assemblies.
Dimensions are MAX to allow for tolerances and slight variations that may be necessary for actuator mounting or sizing.
All dimensions are in inches.

V8 Ball Valve Series

SIZE	A	B*
1/4"	2.6	2.5
3/8"	2.6	2.5
1/2"	2.6	2.5
3/4"	2.8	2.7
1"	3.7	2.9
1-1/4"	4.3	2.9
1-1/2"	4.6	3.6
2"	5.0	3.7
2-1/2"	5.9	4.0
3"	6.7	6.6

*B Mounting Kit height may vary slightly based on actuator sizing.
Dimension "B" is Max.



aero² Actuator Dimensions (in)

MODEL	L (Length)	W (Width)	C
A2-010	4.8	2.6	3.2
A2-020	5.8	2.8	3.6
A2-035	6.6	3.3	4.2
A2-050	7.3	3.7	4.7
A2-075	8.0	4.0	5.0
A2-110	10.4	4.3	5.4
A2-160	10.6	4.8	6.0
A2-255	11.7	5.7	6.9
A2-400	15.4	6.0	7.5
A2-500	18.0	6.9	8.5
A2-550	20.8	8.2	9.9
A2-600	22.2	9.0	10.8
A2-650	23.8	10.2	12.2
A2-700	27.8	11.5	13.7

OPTIONS & ACCESSORIES

The following tables contain dimensions for possible top mounted accessories, represented by dimension "D"

Positioner	D**
SVF	
VE-700	4.2
VP-700	4.2

**D Dimension is Max.

For SVF Use: Package Components

Valve Size	Complete Valve Model Number	Actuator Model	Complete Actuator Model Number	Limit Switch? Y/N